

125cc Range 2003

Become a rider





Become a Rider


Become
a R
Becom
a





Rider The Rider

The freedom of the open road.
The sheer joy of cutting through city traffic. It's about independence. It's what riding a Honda 125cc is all about. The Honda 125cc range of motorcycles and scooters stands out from the crowd with performance as exciting as its looks. Each 125cc machine is individual and different. There's a choice of 125cc to suit your style, your needs and above all your budget.





XR 125L

Fun to ride

Sharp enduro styling and performance give the edge to the all-new 5-Speed XR125L.

This friendly on-road / off-road fun bike has all that it takes to go confidently down the dirt tracks when adventure calls.

Zippy power and swift handling agility make this a true 'urban scrambler' at a very affordable price.



Bright beam

The bright 35W headlight is encased in a compact and lightweight polycarbonate shell.



Styled

Sharply styled tank-side shrouds project a dynamic off-road look.



4-stroke

Rugged and reliable air-cooled 124cc 4-stroke engine.



Functional

Compact meter assembly with easy-to-read half speedometer.



Convenience

A strong, steel tube rear carrier, designed to hold up to 10kg.





Red



Black

Specially developed to offer a lively ticket to a wider world of riding fun, the new XR125L is designed to appeal to all ages, tastes and ranges of experience.

With a push-button electric start to make start-ups easy, the XR125L's simple yet rugged air-cooled 4-stroke engine delivers a strong surge of low-to-mid range power for quick performance around town and effortless climbing ability when the terrain demands.

For smooth reliable performance, cool clean air flows to the responsive carburettor from a large aircleaner which, unusually for its class, features a compact, dry cartridge-type paper filter element that keeps both dust and oil out of the intake.

The dynamic lines of Honda's most competitive off-road racers are reflected in the XR125L's aggressive styling. Showing a bright and lively pride in its roots, the XR125L carries Honda's winning competition colours with bold Honda Wing graphics, closely identifying with the motocrossers and enduro machines that have won Honda countless championships over the years. An impressive black version will also be available.



Stopping power

At the rear a reliable standard 110mm leading/trailing shoe rear drum brake.



Security

Secure lock for peace of mind when the XR125L is parked.



Comfort

A rigid box-section steel swingarm provides 160mm of comfortable, well-cushioned rear wheel travel.



Compact 125cc
4-stroke V-twin engine
and 5-speed transmission.



V-twin

VARADERO XL125V

Setting the pace

Big on looks, big on fun and big on style - that's the enduro style.

Varadero XL125V. It's the 125cc machine that looks much, much larger with an imposing sense of full-bodied proportions with just the right image to be ridden by novices and experienced riders alike.

Clear instrument panel housed behind the protective aerodynamic fairing.



Sporty

Sporty 3-spoke wheels stopped by responsive disc brakes.



Disc brakes



Blue




Silver



Style

High mounted exhaust delivers an impressive V-twin sound.







Glittering chrome-finish speedometer.



Chrome finish

Liquid-cooled V-twin engine offers full-bodied pulsating power.



V-twin

Deeply valanced fenders drape over wide, wire-spoked wheels.



Dual seat

Authentic cruiser looks

The Shadow VT125's American Classic looks with low-slung street cruiser lines give the impression of a far larger motorcycle.

Great attention to detail, extensive use of chrome and a top quality finish take the gorgeous Shadow VT125 to another level of comfort and style producing a classic, custom bike with real easy rider appeal.



Black



Silver/Blue



Red/White



Innova 125

Image maker

Sleek and stylish big wheel scooter styling gives the Innova 'the look' to turn heads. Easy operation and strong yet very economic performance from the clean and quiet 4-stroke engine make this the ideal way to zip through the city or head off to the countryside.



Candy Blue



Red



Silver




Modern

'Big bike' style instrument panel for instant readout of all running conditions.



Convenience

Spacious carrying capacity under the locking tandem seat.



Functional



Comfort



17" wheels



Secure



Integrated

Wide throw headlight smoothly integrated into the steering head assembly.

Fashionable commuter

Commute in style with this easy-going traffic buster. Quick and convenient, slim and friendly, the SH125 lets you make the most of city living.

With smooth contours and sleek subtle lines, the agile SH125 has everything you need for a confident, relaxed ride.



Sturdy

Rear carrier offers comfortable hand grip for pillion passenger or sturdy mount for top box.

SH125



Candy Red



Silver



Light Blue

Dylan 125



Candy Red



Candy Blue



Silver



Blue Metallic


A refreshing look

The Dylan 125 injects a dash of fun and excitement into getting around town, with its sporty appeal and elegant city allure. Strong performance and acceleration, plus superb handling and suspension with big 13" scooter wheels let the Dylan 125 take commuting in its stride.



Capacious under seat storage for a full-face helmet.

The sharply styled headlight is an integral part of the design.





Protection

Aluminium cowl for added engine protection.



240mm Disc

Stopping power - front 240mm hydraulic discs with dual-piston calliper.



Chrome finish

Bright chrome exhaust

City Fly



Green/Silver



Red/Silver



Streetwise urban scrambler

Swift, lively and nimble, the City Fly delivers a zesty performance to tear through the streets and back-alleys. Its torquey yet compact 4-stroke single-cylinder engine and long travel off-road oriented suspension give the City Fly streetwise agile handling and versatile control for high spirited riding fun.





NSR




Three letters that stand for excitement.

Racing

Sharp performer

The NSR125R is a real winner with sleek, exciting Super Sport styling and fully faired racer curves of a Grand Prix champion. And its got brisk, responsive performance to match. A compact yet powerful 2-stroke engine emulating the GP bikes of Europe, guarantees an exhilarating experience.



318mm hydraulic front disc with dual-piston calliper.


318mm front disc



Black



Tricolour



> 1 2 5 c c

Honda 125cc Range 2003 Technical specifications

	XR125L	Varadero XL125V	Shadow VT125	Innova 125
Engine Type	Air-cooled 4-stroke OHV single	Liquid-cooled 4-stroke 4-valve SOHC 90° V-twin	Liquid-cooled 4-stroke 4-valve SOHC 90° V-twin	Air-cooled 4-stroke SOHC single
Engine Displacement	124cm ³	125cm ³	125cm ³	124.9cm ³
Bore x Stroke	56.5 x 49.5mm	42 x 45mm	42 x 45mm	52.4 x 57.9mm
Compression Ratio	9.5 : 1	11.8 : 1	11.8 : 1	9.3 : 1
Carburation	22mm PD-type carburettor	22mm VP-type x 2	22mm VP-type x 2	18mm APB-type carburettor
Max. Power Output	8.3kW/8,500min ⁻¹ (95/1/EC)	11kW/11,000min ⁻¹ (95/1/EC)	11kW/11,000min ⁻¹ (95/1/EC)	6.65kW/7,500min ⁻¹ (95/1/EC)
Max. Torque	10Nm/7,000min ⁻¹ (95/1/EC)	10.5Nm/9,500min ⁻¹ (95/1/EC)	10.5Nm/9,000min ⁻¹ (95/1/EC)	10Nm/5,000min ⁻¹ (95/1/EC)
Ignition	Digital transistorised with electronic advance	Dual digital transistorised with electronic advance	Dual digital transistorised with electronic advance	Capacitor Discharge (CDI) with electronic advance
Starter	Electric	Electric	Electric	Electric/Neutral kick
Gearbox	5-speed	5-speed	5-speed	4-speed; rotary
Final Drive	Roller chain	O-ring sealed chain	Roller chain	Enclosed roller chain
Length x Width x Height	2,060 x 810 x 1,130mm	2,150 x 850 x 1,250mm	2,300 x 890 x 1,110mm	1,890 x 727 x 1,083mm
Wheelbase	1,350mm	1,450mm	1,530mm	1,240mm
Seat Height	820mm	800mm	680mm	768mm
Ground Clearance	250mm	190mm	145mm	145mm
Fuel Tank Capacity	12 litres (including 4.1-litre reserve)	17.5 litres (including 2-litre reserve)	14 litres (including 2-litre reserve)	3.7 litres
Dry Weight	115.5kg	149kg	145kg	99.5kg
Wheels	Front Steel rim, wire spoke	18 x MT2.15 hollow-section triple-spoke cast aluminium	17 steel rim/wire spoke	17 x 1.40 steel rim/wire spoke
	Rear 17 x MT2.15 Steel rim, wire spoke	17 x MT2.75 hollow-section triple-spoke cast aluminium	15 steel rim/wire spoke	17 x 1.60 steel rim/wire spoke
Tyres	Front 90/90-19 64J Rear 110/90-17 64J	100/90 – 18 56P 130/80 – 17 65P	110/90 – 17 55P 130/90 – 15M/C 66P	70/100-17M/C 40P 80/90-17M/C 50P
Suspension	Front 31mm telescopic fork, 180mm axle travel	35mm telescopic fork, 132mm axle travel	35mm telescopic fork, 110mm axle travel	26mm telescopic fork, 80.5mm axle travel
	Rear Monoshock damper, 160mm axle travel	Monoshock swingarm with adjustable spring preload, 150mm axle travel	Swingarm, dual dampers with adjustable preload, 80mm axle travel	Single damper unit swingarm, 81.6mm axle travel
Brakes	Front 240mm hydraulic disc with dual-piston calliper and resin mould pads	276mm hydraulic disc with dual-piston calliper	240mm hydraulic disc with dual-piston calliper	220mm hydraulic disc with dual-piston calliper
	Rear 110mm leading/trailing drum	220mm hydraulic disc with single-piston calliper	130mm leading/trailing drum	110mm leading/trailing drum

Ride Safely

Read the owners' manual thoroughly. Always wear a helmet and protective clothing. Get to know your machine and its capabilities. Observe other road users' movements. Obey the laws of the road and respect the environment.



	SH125	Dylan125	City Fly	NSR 125R
Engine Type	Liquid-cooled 4-stroke SOHC single	Liquid-cooled 4-stroke SOHC single	Air-cooled 4-stroke OHC single	Liquid-cooled 2-stroke single
Displacement	125cm ³	125cm ³	124.1cm ³	124.8cm ³
Bore x Stroke	52.4 x 57.8mm	52.4 x 57.8mm	56.5 x 49.5mm	54 x 54.5mm
Compression Ratio	11 : 1	11 : 1	9.2 : 1	6.8 : 1
Carburation	26mm VK-type	26mm VK-type	20mm piston-valve type	28mm piston-valve type
Max. Power Output	10.1kW/5,000min ⁻¹ (95/1/EC)	13.7 PS/9,000 rpm (10.1kW/9,000min ⁻¹)	8.4kW/8,250min ⁻¹ (95/1/EC)	ED-type 20kW/10,000min ⁻¹
Max. Torque	11.5Nm/7,250min ⁻¹ (95/1/EC)	1.17 kg-m/7,250 rpm (11.3Nm/7,250min ⁻¹)	10.4Nm/6,750min ⁻¹ (95/1/EC)	ED-type 11.5Nm/9,500min ⁻¹
Ignition	DC-CDI	DC-CDI	DC-CDI	Capacitor discharge (CDI)
Starter	Electric	Electric	Electric	Electric
Gearbox	V-Matic	V-Matic	5-speed	6-speed
Final Drive	V-belt	V-belt	O-ring sealed chain	Roller chain
Length x Width x Height	2,020 x 705 x 1,145mm	1,940 x 700 x 1,170mm	2,070 x 780 x 1,135mm	ED-type 2,010 x 670 x 1,005mm
Wheelbase	1,335mm	1,330mm	1,380mm	1,345mm
Seat Height	780mm	795mm	815mm	800mm
Ground Clearance	148mm	130mm	260mm	135mm
Fuel Tank Capacity	8.3 litres	9 litres (including 2.0-litre reserve)	12 litres (including 3.1-litre reserve)	13 litres (including 2.8-litre reserve)
Dry Weight	123.1kg	120kg	118kg	132kg
Wheels	Front 16 x MT2.50 cast aluminium	13 x MT2.75 cast aluminium alloy	Steel rim/wire spoke	6-spoke cast aluminium
	Rear 16 x MT2.75 cast aluminium	13 x MT3.50 cast aluminium alloy	Steel rim/wire spoke	6-spoke cast aluminium
Tyres	Front 100/80-16 50L (tubeless) Rear 120/80-16 60L (tubeless)	110/90-13 56L (tubeless) 130/70-13 57L (tubeless)	90/90-19 52P 110/90-17 60P	100/80-17 52T 130/70-17 62T
Suspension	Front 33mm telescopic fork, 89mm axle travel	33mm hydraulic telescopic fork, 88mm axle travel	37mm telescopic fork, 162mm axle travel	35mm telescopic fork, 130mm axle travel
	Rear Dual damper unit swingarm, 70mm axle travel	Dual damper unit swingarm, 75mm axle travel	Pro-Link with stepless adjustable spring preload, 128mm axle travel	Pro-Link swingarm, 125mm axle travel
Brakes	Front 220mm hydraulic disc with dual-piston calliper and resin mould pads	220mm hydraulic disc with dual-piston calliper and sintered metal pads	240mm hydraulic disc with dual-piston calliper and resin mould pads	318 x 4mm hydraulic disc with dual-piston calliper and resin mould pads
	Rear 130mm leading/trailing drum	130mm leading/trailing drum	110mm leading/trailing drum and resin mould linings	220 x 4mm hydraulic disc with single-piston calliper and resin mould pads

Please note -
Photographic images of certain models in this catalogue may be shown with optional Honda Genuine Accessories. Please check with your dealer for details.



These specification details do not apply to any particular product which is supplied or offered for sale. Manufacturers reserve the right to vary their specifications, including colours, with or without notice and at such times in such manner as they think fit. Major as well as minor changes may be involved. Every effort, however, is made to ensure the accuracy of the particulars contained in this brochure. Consult the dealer with whom your order is placed for details of the specifications of any particular product. This publication shall not constitute in any circumstances whatsoever an offer by the Company to any person. All sales are made by the Distributor or Dealer concerned subject to and with the benefit of the standard Conditions of Sale and Warranty given by the Distributor or Dealer, copies of which may be obtained from him on request. This publicity material applies to the UK only Trade Descriptions Act (1968). Whilst efforts are made to ensure specification accuracy, brochures are prepared and printed several months in advance of distribution and consequently cannot always immediately reflect either changes in specification or in some isolated cases the provision of a particular feature. Customers are always advised to discuss specification details with the supplying Dealer especially if your selection is dependent upon one of the features advertised.

Honda (UK) - Motorcycles

470 London Road, Slough, Berkshire, SL3 8QY
Honda Contact Centre - Telephone: 0845 200 8000
www.honda.co.uk



Printed on Recycled Paper