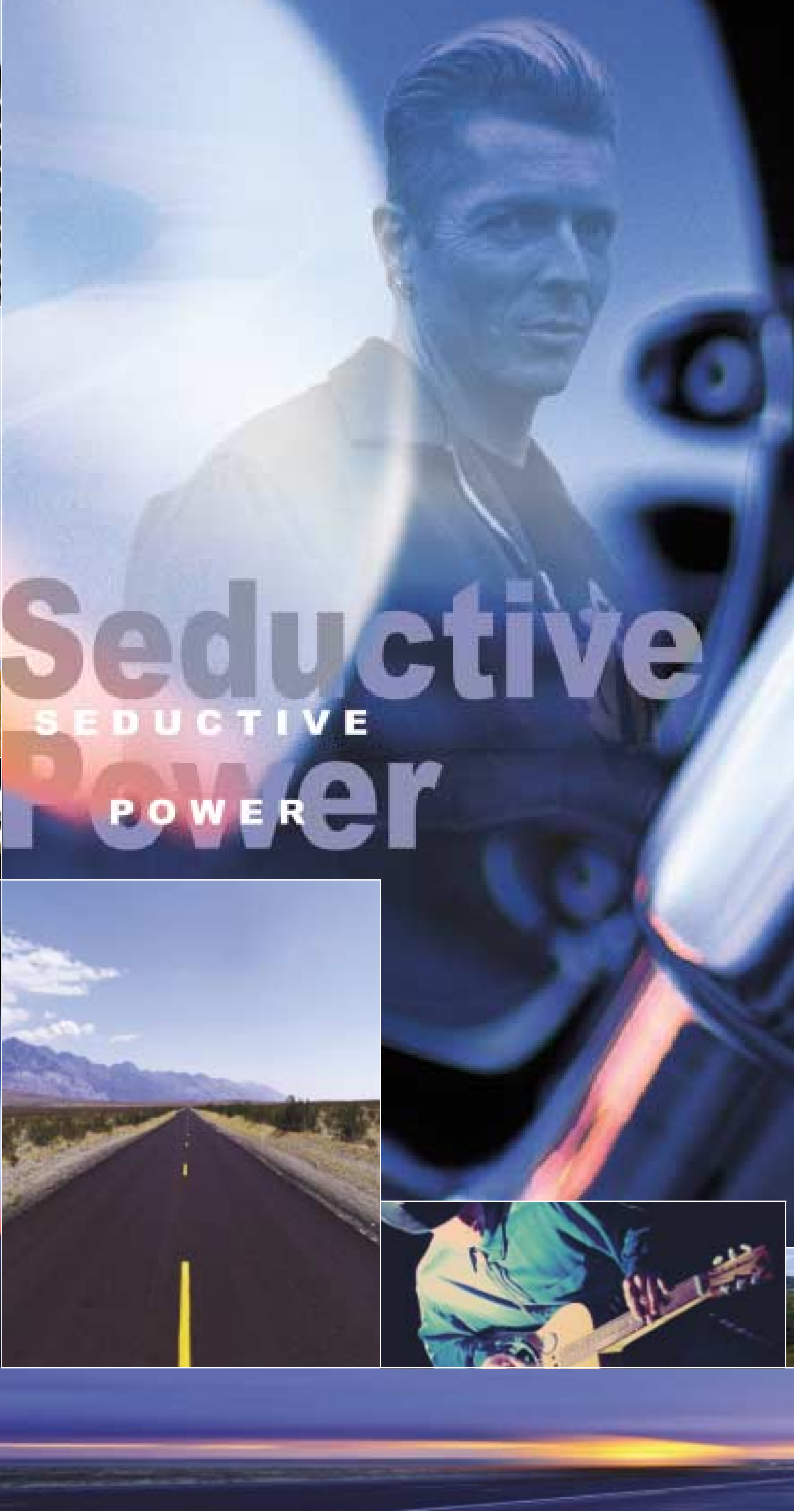



Cruiser Range 2003

Seductive Power





Seductive

SEDUCTIVE

POWER

Seductive Power

Distinctive, sensuous and powerful. Long, laid-back and full of character.


Cruisers aren't so much motorcycles as a way of life.


Honda cruisers aren't just exhilarating to own and ride, they also have the power and looks to seduce.

Honda's cruisers make any road feel like an open one.

Revitalise the soul and live life to the full.







VTX



Simply gorgeous

Xtreme power. Xtreme performance. Xtreme looks.

This latest VTX redefines the 1300cc cruiser sector.

It's a gorgeous new machine delivering effortless, rumbling power with masses of torque. Unbelievable performance. That's the all-new 1,312cc liquid-cooled 52-degree V-twin engine with 2-into-2 pipes that look as good as they sound. Designed to deliver low-end and mid-range torque for relaxed cruising on the wide open road,

there's plenty of top end punch for passing and leaving the chasing pack in the distance. It's got cruising in its blood.

It's the all-new VTX that is sure to please.



Distinctive tank-mounted chrome instrument housing.

Chrome



The front disc brake features a twin-piston calliper with large diameter 335mm rotor for excellent stopping power.

335mm rotor




Black



V-twin





Distinctive chrome finish hooded headlight contributes to the imposing spectre of the VTX1800.



V-twin

VTX

The 101mm bore cylinders offer more displacement than many 4-cylinder motorcycles and are the largest-ever produced by Honda.



101mm bore

It's like nothing on earth

Big bike, big power and big performance. The VTX1800 is the most supreme production V-twin the world has ever seen and is simply the biggest, boldest street cruiser ever. Awe-inspiring power is delivered by an immense 1,795cc fuel injected V-twin, generating a massive 95bhp and monstrous torque. This transcends into effortless and incredibly responsive performance whether for laid-back cruising or open road bruising. It was designed for performance with style and the VTX1800's stunning looks, vast power, huge dimensions, seductive curves, mass of chrome detail and emphatic V-twin sound give it the sort of road presence to make people stop, stare and respect.

Aggressive 180/70R-16 radial rear tyre puts the engine's awesome power to the ground and provides exceptional traction.



1795 cc



Black


Low-mounted speedometer evokes a bare-knuckled, no-nonsense appearance.



no-nonsense



Chrome-finish
tank-mounted LCD
instrument panel.



Shadow


Sleek and seductive

The VT750DC Shadow takes pure custom cruising to a totally different level. From its clean lines, sturdy raked-out forks, blackout engine treatment, to the straight-shooting dual megaphone exhausts, the Shadow is pure pleasure. It's a distinctive custom cruiser with the highest quality finish, flawless paint and beautiful chrome. Sheer unbelievable drop-dead good looks make the Shadow a born leader. Long and low proportions and full-bodied performance to match from its liquid-cooled 52-degree V-twin powerplant. The Shadow brings the rider to the heart of the custom experience.

Hard pumping
V-twin generating
thundering power



Comfortable two-tier seat
set lower than on any other
Honda cruiser.




Candy Blue



Black



Twin pipes



The V-twin engine growls
through the free-breathing
twin mufflers.



Chrome

Glittering chrome-finish speedometer.



V-twin

Liquid-cooled V-twin engine offers full-bodied pulsating power.



Wire-spokes

Deeply valanced fenders drape over wide, wire-spoked wheels.



Authentic cruiser looks

The Shadow 125's American Classic looks with low-slung street cruiser lines give the impression of a far larger motorcycle. Great attention to detail, extensive use of chrome and a top quality finish, take the gorgeous Shadow 125 to another level of comfort and style producing a classic custom bike with real easy rider appeal.



Black



Silver/Blue



Red/White



> Cruisers


Honda Cruiser Range 2003 Technical specifications

	VTX1300S	VTX1800	VT750DC Shadow	Shadow 125
Engine Type	Liquid-cooled 4-stroke 6-valve SOHC 52° V-twin	Liquid-cooled 4-stroke 6-valve SOHC V-twin	Liquid-cooled 4-stroke 6-valve SOHC 52° V-twin	Liquid-cooled 4-stroke 4-valve SOHC 90° V-twin
Engine Displacement	1,312cm ³	1,795cm ³	745cm ³	124.7cm ³
Bore x Stroke	89.5 x 104.3mm	101 x 112mm	79 x 76mm	42 x 45mm
Compression Ratio	9.2 : 1	9 : 1	9 : 1	11.8 : 1
Carburation	38mm CV-type carburettor	Electronic fuel injection	34mm CV-type x 2	22mm VK-type x 2
Max. Power Output	55kW/5,000min ⁻¹ (95/1/EC)	71kW/5,000min ⁻¹ (95/1/EC)	33kW/5,500min ⁻¹ (95/1/EC)	11kW/11,000min ⁻¹ (95/1/EC)
Max. Torque	123Nm/3,000min ⁻¹ (95/1/EC)	156Nm/3,000min ⁻¹ (95/1/EC)	63Nm/3,000min ⁻¹ (95/1/EC)	10.7Nm/9,000min ⁻¹ (95/1/EC)
Ignition	Digital transistorised with electronic advance; two spark plugs per cylinder	Digital transistorised with electronic advance; two spark plugs per cylinder	Digital transistorised with electronic advance	Digital transistorised with electronic advance
Starter	Electric	Electric	Electric	Electric
Gearbox	5-speed	5-speed	5-speed	5-Speed
Final Drive	Enclosed shaft	Enclosed shaft	'O'-ring sealed chain	Roller chain
Length x Width x Height	2,575 x 960 x 1,125mm	2,455 x 930 x 1,125mm	2,310 x 800 x 1,070mm	2,300 x 890 x 1,110mm
Wheelbase	1,670mm	1,715mm	1,640mm	1,530mm
Seat Height	686mm	695mm	675mm	680mm
Ground Clearance	130mm	130mm	140mm	145mm
Fuel Tank Capacity	18 litres (including 3.7-litre reserve)	17 litres (including 3-litre warning light reserve)	13 litres (including 4-litre reserve)	14 litres (including 2.1-litre reserve)
Dry Weight	300kg	320kg	221kg	145kg
Wheels	Front 17 x MT3.00 steel rim, wire spoke	18 x MT3.50 hollow- section triple-spoke cast aluminium	19 x MT2.15 steel rim/wire spoke	Steel rim/wire spoke
	Rear 15 x MT3.50 steel rim, wire spoke	16 x MT5.00 hollow- section triple-spoke cast aluminium	15 x MT3.50 steel rim/wire spoke	Steel rim/wire spoke
Tyres	Front 140/80-17M/C 69H Rear 170/80-15M/C 77H	130/70R18 63H 180/70R16 77H	110/80 - 19 59S 160/80 - 15M/C 74S	110/90-17 55S 130/90-15M/C 66P
Suspension	Front 41mm telescopic fork, 110mm axle travel	45mm inverted cartridge-type telescopic fork, 110mm axle travel	41mm telescopic fork, 108mm axle travel	35mm telescopic fork, 110mm axle travel
	Rear Dual conventional dampers with 5-step adjustable spring preload, 94mm axle travel	Dual conventional dampers with 5-step adjustable spring preload, 94mm axle travel	Dual conventional dampers with 5-step adjustable spring preload, 80mm axle travel	Swingarm dual dampers with adjustable preload, 80mm axle travel
Brakes	Front 336 x 6mm hydraulic disc with dual-piston calliper and sintered metal pads	296mm dual hydraulic disc with combined three-piston calliper and sintered metal pads	296mm hydraulic disc with dual-piston calliper	240mm hydraulic disc with dual-piston calliper
	Rear 296 x 6mm hydraulic disc with dual-piston calliper and sintered metal pads	316mm hydraulic disc with combined three-piston calliper and sintered metal pads	180mm leading/trailing drum	130mm leading/trailing drum

Ride Safely

Read the owners' manual thoroughly.
Always wear a helmet and protective
clothing. Get to know your machine
and its capabilities. Observe other road
users' movements. Obey the laws of
the road and respect the environment.

Please note -
Photographic images of certain models
in this catalogue may be shown with
optional Honda Genuine Accessories.
Please check with your dealer for details.





These specification details do not apply to any particular product which is supplied or offered for sale. Manufacturers reserve the right to vary their specifications, including colours, with or without notice and at such times in such manner as they think fit. Major as well as minor changes may be involved. Every effort, however, is made to ensure the accuracy of the particulars contained in this brochure. Consult the dealer with whom your order is placed for details of the specifications of any particular product. This publication shall not constitute in any circumstances whatsoever an offer by the Company to any person. All sales are made by the Distributor or Dealer concerned subject to and with the benefit of the standard Conditions of Sale and Warranty given by the Distributor or Dealer, copies of which may be obtained from him on request. This publicity material applies to the UK only Trade Descriptions Act (1968). Whilst efforts are made to ensure specification accuracy, brochures are prepared and printed several months in advance of distribution and consequently cannot always immediately reflect either changes in specification or in some isolated cases the provision of a particular feature. Customers are always advised to discuss specification details with the supplying Dealer especially if your selection is dependent upon one of the features advertised.

Honda (UK) - Motorcycles

470 London Road, Slough, Berkshire, SL3 8QY
Honda Contact Centre - Telephone: 0845 200 8000
www.honda.co.uk



Printed on Recycled Paper