

# Customs 2004

*Performance First*



Working in partnership with



These specification details do not apply to any particular product which is supplied or offered for sale. Manufacturers reserve the right to vary their specifications, including colours, with or without notice and at such times in such manner as they think fit. Major as well as minor changes may be involved. Every effort, however, is made to ensure the accuracy of the particulars contained in this brochure. Consult the dealer with whom your order is placed for details of the specifications of any particular product. This publication shall not constitute in any circumstances whatsoever an offer by the Company to any person. All sales are made by the Distributor or Dealer concerned subject to and with the benefit of the standard Conditions of Sale and Warranty given by the Distributor or Dealer, copies of which may be obtained from him on request. This publicity material applies to the UK only Trade Descriptions Act (1968). Whilst efforts are made to ensure specification accuracy, brochures are prepared and printed several months in advance of distribution and consequently cannot always immediately reflect either changes in specification or in some isolated cases the provision of a particular feature. Customers are always advised to discuss specification details with the supplying Dealer especially if your selection is dependent upon one of the features advertised.

## Honda (UK) - Motorcycles

470 London Road, Slough, Berkshire, SL3 8QY  
Honda Contact Centre - Telephone: 0845 200 8000  
[www.honda.co.uk](http://www.honda.co.uk)



Printed on Recycled Paper



# CUSTOMS



## SOURCE OF STRENGTH


Power, distinction, and sexy style... wouldn't you like to find those character traits in your new best friends? Comrades that always look out for you, which will carry you on the most difficult of roads you'll travel in life.

Now you can have friends like that.

They're called Honda Cruisers.

They're long, laid-back and full of spirit.

They'll make any path, any moment, feel like an open one. Search your soul, jump onto your cruiser, and simply... ride into the light.



# VTX



## THE FORCE OF FREEDOM


Big bike, big power, big performance... and a LOT of freedom! The VTX1800 is all about excess. With an immense 1,795cm<sup>3</sup> fuel-injected V-twin engine, the VTX1800 generates a massive 95bhp. This transcends into effortless performance and an incredibly responsive style—whether you're cruising the open road or charging through city traffic. Big inverted front fork legs combine with a dual-damper rear suspension to provide graceful handling and comfort. With the VTX1800, your freedom starts whenever you ignite.



### PGM-FI



An engine of elegance and force, curved in the most sensuous of metal shapes, takes you wherever you want to be in a heartbeat.



A smooth and quiet shaft drive puts the engine's awesome power to the ground by way of a fat and aggressive radial tyre.



The low-mounted speedometer invokes a no-nonsense, in-your-face appearance.




# VTX




## EXPERIENCE THE MOMENT

Experience the Power. Experience the Performance. Experience the Looks. See the classic lines of retro styling flow around a big, shiny, V-twin engine. This gorgeous 1300cm<sup>3</sup> cruiser is an awesome machine, delivering effortless, rumbling power with masses of torque. Its 1,312cm<sup>3</sup> liquid-cooled 52-degree V-twin engine looks as good as it sounds, and is designed to deliver low-end and mid-range torque for relaxed cruising on the wide open road. It's got cruising in its blood... with the VTX1300, you'll be going the distance. Because every moment is one worthy of experience.



Big, liquid-cooled 1,312cm<sup>3</sup> V-twin engine pulses with power and delivers breathtaking acceleration.



Enjoy the large-sweep speedometer with indicators integrated into a modern, chrome-plated instrument panel.



Large-carriage front tyre is mounted on a sparkling wide-rimmed steel spoked wheel. Its large-diameter 336mm front disc brake is your ticket to confident stopping power.



# Shadow



## SHADOW DANCER


With the Shadow VT750, any day is the right day for getting out and enjoying the world. Its traditional-looking, American Classic style makes you dream of the days of old. Its neatly sculpted, liquid-cooled V-twin engine puts out a rumble that'll never tire you. A wide fuel tank, deep fenders and sparkling wire wheels in combination with the right touches of chrome create a timeless look, while its low and wide handlebars and deep saddle seat give comfort on the road for hours. Ride alone or take along a companion... the shadows are waiting for your dance of steel.



### HISS



Powerful liquid-cooled V-twin engine features deep finned cylinders, a single carburettor and large aircleaner for an impressive cruiser look.



Dual-damper rear suspension supports a quiet and reliable shaft drive swingarm for a smooth, comfortable ride and reduced maintenance hassles.



Large-diameter dual-piston calliper front disc brake combines with rear drum to provide responsive stopping power and control.





## BORN TO ROAM

A cleanly sculpted, liquid-cooled 52-degree V-twin engine... when it roars, it talks about style and sophistication. With stunning good looks, the Shadow 750 is both nimble and responsive due to the strong, dependable engine performance that Honda is famous for. Roll on the power, light it up, and ride!



*Shadow*



Beautifully configured tank-mounted instrument panel integrates large speedometer, digital odometer and indicators in its neo-retro design.



Large, stylish taillight beautifully complements the long aero lines of the Shadow's rear mudguard for an eye-catching look.



Extra-low saddle-seat gives riders of all heights an easy reach to the ground. Pillion pad easily detaches for a mean & clean solo cruiser look.





### STAY IN THE VIBE

The Shadow 125's American Classic looks, with low-slung street cruiser lines, speaks of grandeur. Superb attention to detail, extensive use of chrome and a top quality finish all take the Shadow 125 to another level of comfort and style, producing a classic, custom bike with easy rider appeal. The Shadow 125 is one of the most solid & reliable bikes on the road, and its low fuel consumption makes it a masterpiece of riding economy ...



The Shadow 125's brilliant, chrome-plated 2-in-1 exhaust system features a long, classically designed straight-tube silencer.



Low, saddle-style seat and easily detachable pillion pad provide a comfortable ride and an easy reach to the ground for riders big and small.



Compact 90-degree V-twin engine mounts twin carburetors for top performance and strong acceleration from low in its rev range.



# ACCESSORIES



**Backrest**  
Chrome-plated steel plates featuring decorative cut-outs emphasising the styling. Backrest pad included. Synthetic leather backrest matches machine seat and skin.  
VTX1800C, VTX1300, VT750C Shadow, VT125C Shadow



**Rear Carrier**  
Chrome-plated steel plates with decorative cut-outs emphasise the motorcycle's styling.  
VTX1800C, VTX1300, VT750C Shadow, VT125C Shadow



**Headlight Cowl and Screen**  
A smoked polycarbonate sports screen and headlight cowl that is colour matched to the motorcycle.  
VTX1800C



**Windshield**  
A tall, wide shield that offers extra protection from the elements. Comes complete with chrome stays.  
VTX1800C, VT750C Shadow, VT125C Shadow



**Grip Heater Kit, Sub Harness +, Sub Harness -, Connection Harness**  
Flexible, adjustable grip heater to warm fingers on cold winter mornings. The grip heater incorporates a plate that heats the underside of the grip. Integrated circuit to protect the battery from drain. For connection you should purchase all items.  
VTX1800C, VT125C Shadow

## A custom machine is whatever you want it to be.

The Honda range of Customs not only offers the highest levels of performance, comfort, practicality and looks, but is complemented by a stunning range of Genuine Honda Accessories available to ensure your Customs bike can be transformed to suit your particular style and needs.



**Backrest Plate with Emblem**  
Chrome-plated steel plate, featuring the VT-X emblem in 3D, (as on left side of fuel tank). Decorative cut-outs emphasise the motorcycle styling.  
VTX1800C, VTX1300



**Backrest Plate with Phoenix Logo**  
A steel chrome-plated backrest plate to mount the backrest.  
VTX1800C, VTX1300, VT750C Shadow, VT125C Shadow



**Leather Saddle Bag Set**  
Stylish leather storage bag (shown on VT750C Shadow). Also available for VTX1300.



**Leather Saddle Bag Set**  
A split leather saddle bag set that holds 12.5 litres. Saddle bag stays required to fit. Comes with 100g tin of leather grease.  
VT125C Shadow



**Chrome Front Mudguard Tip**  
Polished aluminium feature that adds authentic character.  
VT750C Shadow



**Chrome Front Mudguard Rail Set**  
A chrome guard rail to add style and protect the paint finish on your front mudguard.  
VT750C Shadow



**Chrome Front Mudguard Trim**  
Add a retro touch that's guaranteed to turn heads. This chrome trim mounts on the front mudguard in minutes and lasts for years and years.  
VT750C Shadow



**Chrome Rear Mudguard Trim**  
Complete the retro look from front to back by adding chrome trim to the rear fender. Its design perfectly complements your bike's aggressive yet classic style.  
VT750C Shadow



**Chrome Swing Arm Pivot Covers**  
Cover the swing arm pivot area with a chrome cover that has been buffed and polished for a smooth, long-lasting finish.  
VT750C Shadow



**Chrome Radiator Guard Set**  
Polished and buffed for a long-lasting, brilliant finish. The radiator guard adds to that authentic look and offers radiator protection.  
VT750C Shadow



**Front Mudguard**  
Chrome-plated front mudguard.  
VT125C Shadow



**Chrome Lever Kit**  
Deluxe chrome lever kit for the front brake and clutch.  
VT125C Shadow



Genuine Accessories

For your peace of mind Genuine Honda Accessories are carefully designed, researched and stringently tested to the highest standards. And since they're Honda approved you'll know that they're just as tough and well made as your Honda motorcycle.

Options  
Genuine Honda Accessories

Illustrated are a selection of Genuine Honda Accessories. For further details on the full range of Genuine Honda Accessories contact your local Honda dealership, visit [www.honda.co.uk](http://www.honda.co.uk) or telephone 0845 200 8000.

**Please note** - Honda reserve the right to vary their specifications, including colours, with or without notice and at such times in such manner as they think fit. Customers are always advised to discuss their specific requirements with the supplying Dealer especially if your selection is dependent upon one of the Genuine Honda Accessories featured.

## Specifications Customs

	VTX1800C		VTX1300			VT750C4 Shadow		VT125C Shadow	
<b>Engine</b>	Liquid-cooled 4-stroke 6-valve SOHC 52° V-twin		Liquid-cooled 4-stroke 6-valve SOHC 52° V-twin		<b>Engine</b>	Liquid-cooled 4-stroke 6-valve SOHC 52° V-twin		Liquid-cooled 4-stroke 4-valve SOHC 90° V-twin	
<b>Bore x Stroke</b>	101 x 112mm		89.5 x 104.3mm		<b>Bore x Stroke</b>	79 x 76mm		42 x 45mm	
<b>Displacement</b>	1,795cc		1,312cc		<b>Displacement</b>	745cc		125cc	
<b>Compression Ratio</b>	9 : 1		9.2 : 1		<b>Compression Ratio</b>	9.6 : 1		11.8 : 1	
<b>Carburation</b>	PGM-FI electronic fuel injection		38mm CV-type carburettor		<b>Carburation</b>	34mm VE-type carburettor w/ throttle sensor		22mm VP-type carburettor x 2	
<b>Max. Power Output</b>	71kW/5,000min <sup>-1</sup> (95/1/EC) (95bhp)		55kW/5,000min <sup>-1</sup> (95/1/EC) (74bhp)		<b>Max. Power Output</b>	33.7kW/5,500min <sup>-1</sup> (95/1/EC) (45bhp)		11kW/11,000min <sup>-1</sup> (95/1/EC) (15bhp)	
<b>Max. Torque</b>	156Nm/3,000min <sup>-1</sup> (95/1/EC)		123Nm/3,000min <sup>-1</sup> (95/1/EC)		<b>Max. Torque</b>	64.2Nm/3,000min <sup>-1</sup> (95/1/EC)		10.5Nm/8,500min <sup>-1</sup> (95/1/EC)	
<b>Ignition</b>	Digital transistorised with electronic advance; two spark plugs per cylinder		Digital transistorised with electronic advance; two spark plugs per cylinder		<b>Ignition</b>	Fully transistorised electronic		Dual digital transistorised with electronic advance	
<b>Starter</b>	Electric		Electric		<b>Starter</b>	Electric		Electric	
<b>Transmission</b>	5-speed		5-speed		<b>Transmission</b>	5-speed		5-speed	
<b>Final Drive</b>	Enclosed shaft		Enclosed shaft		<b>Final Drive</b>	Enclosed shaft		Roller chain	
<b>Dimensions (LxWxH)</b>	2,455 x 930 x 1,125mm		2,575 x 960 x 1,125mm		<b>Dimensions (LxWxH)</b>	2,510 x 940 x 1,090mm		2,300 x 890 x 1,110mm	
<b>Wheelbase</b>	1,715mm		1,670mm		<b>Wheelbase</b>	1,640mm		1,530mm	
<b>Seat Height</b>	695mm		685mm		<b>Seat Height</b>	660mm		680mm	
<b>Ground Clearance</b>	130mm		130mm		<b>Ground Clearance</b>	130mm		145mm	
<b>Fuel Tank Capacity</b>	17 litres (including 3-litre warning light reserve)		18 litres (including 3.7-litre reserve)		<b>Fuel Tank Capacity</b>	14 litres (including 4-litre reserve)		14 litres (including 2-litre reserve)	
<b>Wheels</b>	<b>Front</b>	18 x MT3.50 hollow - section triple-spoke cast aluminium	<b>Front</b>	17M/C x MT3.00 steel rim/wire spoke	<b>Wheels</b>	<b>Front</b>	17 x MT3.00 steel rim/wire spoke	<b>Front</b>	17 x MT2.15 steel rim/wire spoke
	<b>Rear</b>	16 x MT5.00 hollow - section triple-spoke cast aluminium	<b>Rear</b>	15M/C x MT3.50 steel rim/wire spoke		<b>Rear</b>	15 x MT3.50 steel rim/wire spoke	<b>Rear</b>	15M/C x MT2.75 steel rim/wire spoke
<b>Tyres</b>	<b>Front</b>	130/70-R18 63H	<b>Front</b>	140/80-17M/C 69H	<b>Tyres</b>	<b>Front</b>	120/90-17M/C 64S	<b>Front</b>	100/90-17M/C 55P
	<b>Rear</b>	180/70-R16 77H	<b>Rear</b>	170/80-15M/C 77H		<b>Rear</b>	160/80-15M/C 74S	<b>Rear</b>	130/90-15M/C 66P
<b>Suspension</b>	<b>Front</b>	45mm inverted cartridge-type telescopic fork, 110mm axle travel	<b>Front</b>	41mm telescopic fork, 110mm axle travel	<b>Suspension</b>	<b>Front</b>	41mm telescopic fork, 117mm axle travel	<b>Front</b>	35mm telescopic fork, 110mm axle travel
	<b>Rear</b>	Dual conventional dampers with 5-step adjustable spring preload, 100mm axle travel	<b>Rear</b>	Dual conventional dampers with 5-step adjustable spring preload, 95mm axle travel		<b>Rear</b>	Dual conventional dampers with 5-step adjustable spring preload, 90mm axle travel	<b>Rear</b>	Dual conventional dampers with adjustable spring preload, 81mm axle travel
<b>Brakes</b>	<b>Front</b>	296 x 4.5mm dual hydraulic disc with combined three-piston callipers and sintered metal pads	<b>Front</b>	336 x 6mm hydraulic disc with dual-piston callipers and sintered metal pads	<b>Brakes</b>	<b>Front</b>	296 x 6mm hydraulic disc with dual-piston callipers and sintered metal pads	<b>Front</b>	240 x 4mm hydraulic disc with dual-piston callipers
	<b>Rear</b>	316 x 7mm hydraulic disc with combined dual-piston callipers and sintered metal pads	<b>Rear</b>	296 x 6mm hydraulic disc with single-piston calliper and sintered metal pads		<b>Rear</b>	180mm leading/trailing drum	<b>Rear</b>	130mm leading/trailing drum
<b>Dry Weight</b>	321kg		305kg		<b>Dry Weight</b>	243kg		145kg	

### Dealer Locator

To find your nearest

Honda dealer, go to:

[www.honda.co.uk/motorcycles](http://www.honda.co.uk/motorcycles)

and select "dealer search".



Black



Black



Black



Black

### Honda Insurance

Honda Insurance has been introduced to offer competitive insurance quotes to both new and experienced customers.

For more information and a quote please call the Honda Insurance

Customer Line on 0870 0780 101,

or visit [www.honda.co.uk/insurance](http://www.honda.co.uk/insurance)



Durango Red Metallic



Red



Candy Wineberry Red



Red

#### HISS

**Honda Ignition Security System:** Only allows the bike to be started by its original encoded keys to effectively protect against theft.

#### PGM-FI

**Programmed Fuel Injection:** Map-type computerised system maintains strong power and responsive performance in all conditions.

**RIDE SAFELY** - Read the owners' manual thoroughly. Always wear a helmet and protective clothing. Get to know your machine and its capabilities. Observe other road users' movements. Obey the laws of the road and respect the environment.

**PLEASE NOTE** - Photographic images of certain models in this catalogue may be shown with optional Honda Genuine Accessories. Please check with your dealer for details.

Honda machines sold in your area are those most suited to local conditions. Specifications, appearance and availability may differ depending on markets, and are subject to change without notice. For details, please consult your nearest Honda dealer.