

125cc 2005

Tickets to Ride





Tickets to Ride

Ever wonder why people who ride always seem to have so much fun? Well, here's your invitation to find out. Honda's impressive range of entry-level 125cc motorcycles gives you many ways to discover the excitement for yourself. Easy to learn and a never-ending joy to ride,

Honda's 125's open doors to whole new worlds of fun. This invitation is just too good to pass by.

range 125



RACING SPIRIT



FREE SPIRIT

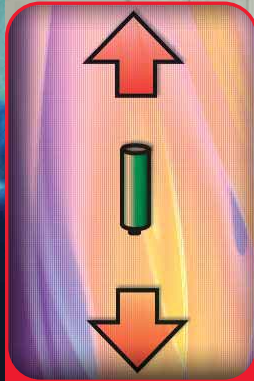


ADVENTUROUS SPIRIT



URBAN SPIRIT

REBELLIOUS SPIRIT





racing Spirit

The Racer's Edge

Looking for a head start on the sports riding excitement that awaits on the bigger bikes? Well, let the CBR125 show you the way.



Compact and lightweight liquid-cooled 4-stroke engine delivers exciting performance and easy operation.



Racy-looking 6-spoke cast aluminum wheels mount low-profile tyres for superb handling.



Large, dual-lens tall-light integrated into tapered end of seat cowl for high visibility.

Responsive hydraulic disc brakes provide swift and sure stopping power.

Its special blend of sparkling performance, compact, racy styling and crisp, responsive handling gives you the confident edge you need to stretch your wings and really learn how to fly.



Competition



VARADERO XL125V

HONDA 2005



Styled for Adventure

Full-sized proportions and a snappy liquid-cooled V-twin engine make the Varadero 125 a perfect fun machine for all sorts of riding adventures.



Spirit adventurous

Its aggressive styling looks spectacular on the street, and its dynamic performance lends a world of excitement to every ride you take.



Strong-revving 4-stroke V-twin engine provides a delightful blast of power to match the Varadero's good looks.



Attractive multi-function meter panel combines modern styling with easy visibility.



Responsive front and rear disc brakes ensure confident stopping control when you need it most.



Large, convenient carrying rack and sonorous high-mount, enduro-style exhaust.



LEISURE

XL125V

XR125L



Here, There and Everywhere

Ever get the urge to see what lies beyond the pavement? Well, there's no better way to enjoy the sights both on and off the road than aboard the lively XR125L.

free spirit

An urban scrambler with a stout 4-stroke heart of gold, the XR125L is built light, compact and tough for easy riding on the road, in the dirt or anywhere you want to go.



Rugged and reliable air-cooled 4-stroke engine delivers a versatile range of performance.



Stylish bikini shroud surrounds large multi-reflector headlight for lighting and looks that catch the eye.



Simply designed endurance-style instrument panel offers easy visibility and a rugged look.

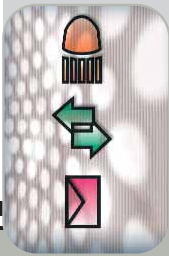


Sturdy steel-tube rear carrier offers a convenient location to tie down all your travelling gear.



DISCOVERY





Straightforward Appeal

Honda's ever-popular CG125 packs a lot of riding enjoyment into a smart and friendly bike that won't burn a hole in your pocket. Easy to ride and easy to maintain,



urban spirit

with a smooth and dependable air-cooled engine providing a charge of excitement, the CG125 is a stylish standard that really makes you want to go places.



Bright headlight really lights the way long after the sun goes down.



Large, high-visibility tail-light beautifully integrated into modern tapered end of seat cowl.



Twin-can instruments feature a handy fuel gauge, giving the CG's classic design a sporty touch of class.



Strong and economical air-cooled OHC engine starts easily with the touch of a button, and goes for ever on a load of fuel.



PRACTICAL



HONDA 2005



rebell-ous SPIRIT

Classic Riding Enjoyment

The Shadow 125's long and low American Classic lines let you settle right into a comfortable riding attitude that never grows old. This beautifully built cruiser offers plenty of room to stretch out and enjoy the ride as you listen to the rumble of its traditional V-twin engine and catch the reflection of the world floating by in its glistening chrome.



Smooth and quiet liquid-cooled V-twin engine delivers ample power for quick take-offs and long-term riding comfort.



Beautiful tank-mounted instrument panel sparkles with chrome, features large speedometer and fuel gauge.



Long, chrome-plated 2-into-1 exhaust underlines the Shadow's traditional cruiser styling.



Comfortable, deeply contoured solo saddle seat and detachable rear pillion pad.



CHROME

SHADOW 125

Innova 125

HONDA 2005



All-Day Riding Fun

The zippy Innova 125 gives you a stylish invitation to long days of riding fun.

Commuting to work or enjoying a day

astute Spirit

in the sun, the Innova's roomy seating and large wheels make the riding comfortable and easy for anyone to enjoy.

And its thrifty and reliable 4-stroke engine seems to go forever on a fill-up.



Rugged 125cc air-cooled 4-stroke engine delivers quick response and strong acceleration for big riding fun.



Compact and lightweight dual-piston caliper front disc brake provides quick and confident braking control.



Stylishly integrated instrument panel features LED gear indicators and LCD odometer and fuel gauge.



AGILITY

INNOVA 125

Genuine HONDA ACCESSORIES



Extend your Riding Pleasure

At Honda we have an obsession to not only design and build a range of high performance 125cc motorcycles to suit an individual's style and requirements, but to ensure all those who choose to ride a Honda 125 get full enjoyment of their machine and their two wheels experience.

To enhance even further your 125cc motorcycle's appeal there is a range of Options Genuine Honda Accessories available to ensure your motorcycle suits your style and every need.

For ease of reference each model section features a visual sample of Options Genuine Honda Accessories supported by a full listing of accessories available – featuring product name, recommended fitting time and RRP.



Please Note: All prices quoted are correct at the time of printing and are subject to change without prior notice. For further details on any Options Genuine Honda Accessories please contact your local Honda Dealer/ship, or alternatively visit: www.honda.co.uk

Options

Genuine Honda Accessories



GENUINE ACCESSORIES



VARADERO 125

Genuine Accessories Available

	Fitting Time	RRP
Top Box 35L (must be combined with Top Box Sub Carrier £20) Complete RRP £110.00	0.2 hrs	£90.00
Top Box Pad 35L	0.1 hrs	£120.00
Top Box 45L (MYS) (must be combined with Top Box Carrier £15, & Sub Carrier £20) Complete RRP £120.00	0.1 hrs	£95.00
Top Box Pad 45L	0.2 hrs	£20.00
Top Box Colour Panel Set (Black unpainted £15, Colour coded £35)	0.1 hrs	£35.00
Top Box Inner Bag 35L	0.1 hrs	£95.00
Magnetic Tank Bag	0.1 hrs	£95.00
Tail Windscreen	0.7 hrs	£115.00
Handle Bar Bridge	0.1 hrs	£25.00
Handle Bar Pocket (must be combined with Handle Bar Bridge £25) Complete RRP £95.00	0.1 hrs	£40.00
Undercowl	0.5 hrs	£70.00
Grip Heater Kit	1.0 hrs	£152.50
Mainstand	0.5 hrs	£95.00
Side Visor Set	0.7 hrs	£90.00
Tank Pad	0.1 hrs	£12.00
Tank Pad 2	0.1 hrs	£14.50
Mini Clock	0.1 hrs	£20.00
U-Lock	-	£70.00
Cargo Net	-	£15.00
Protective Film	-	£15.00
Outdoor Body Cover	-	£80.00




Top Box 45L




Handle Bar Bridge



Undercowl



Tank Pad



Side Visor Set

Genuine Accessories Available

	Fitting Time	RRP
Leather Backrest Bag	0.2 hrs	£60.00
Leather Saddlebag Set (must be combined with Saddlebag Stay Set - £90) Complete RRP £230.00	0.2 hrs	£150.00
Leather Saddlebag Set - Deluxe (must be combined with Saddlebag Stay Set - £90) Complete RRP £235.00	0.2 hrs	£175.00
Magnetic Tank Bag	0.1 hrs	£95.00
Rear Carrier (must be combined with Backrest/Rear Carrier Stay Set - £75) Complete RRP £145.00	0.2 hrs	£70.00
Chrome Backrest + Pad (must be combined with Backrest/Rear Carrier Stay Set - £75) Complete RRP £150.00	0.2 hrs	£75.00
Backrest Plate	0.1 hrs	£30.00
Leather Tank Belt	0.3 hrs	£50.00
Leather Tool Bag	0.2 hrs	£50.00
Side Covers	0.2 hrs	£100.00
Windshield	0.8 hrs	£140.00
Front Midguard	0.3 hrs	£60.00
Front Fork Covers	0.5 hrs	£150.00
Radiator Guard	0.1 hrs	£25.00
Chrome Radiator Cap	0.3 hrs	£20.00
Custom Handle Grips	0.2 hrs	£50.00
Chrome Handle Lever Kit	0.3 hrs	£30.00
Headlight Visor	0.1 hrs	£20.00
Mini Clock	-	£15.00
Protective Film	-	£80.00
Outdoor Body Cover	-	£80.00



Rear Carrier



Leather Tank Belt



Windshield



Headlight Visor



Custom Handle Grips

GENUINE HONDA ACCESSORIES

PRACTICAL

SHADOW 125

Specifications

CBR125R

Varadero 125

XR125L

CG125

Shadow 125

Innova 125

Engine	Liquid-cooled 4-stroke 2-valve SOHC single	Liquid-cooled 4-stroke 4-valve SOHC 90° V-twin	Air-cooled 4-stroke OHV single	Liquid-cooled 4-stroke 4-valve SOHC 90° V-twin	Air-cooled 4-stroke SOHC single	
Bore x Stroke	58 x 47.2 mm	42 x 45 mm	56.5 x 49.5 mm	42 x 45 mm	52.4 x 57.9 mm	
Displacement	124.7 cm ³	125 cm ³	124 cm ³	125 cm ³	124.9 cm ³	
Compression Ratio	11 : 1	11.8 : 1	9.5 : 1	9.5 : 1	9.3 : 1	
Carburation	25 mm VK-type carburettor	22 mm VP-type carburettor x 2	20 mm PD-type carburettor	22 mm piston-valve type carburettor	18 mm APB-type carburettor	
Max. Power Output	9.7 kW/10,000min ⁻¹ (95/1/EC)	11 kW/11,000min ⁻¹ (95/1/EC)	8.3 kW/8,500min ⁻¹ (95/1/EC)	8.1 kW/9,000min ⁻¹ (95/1/EC)	6.65 kW/7,500min ⁻¹ (95/1/EC)	
Max. Torque	10.1 Nm/8,000min ⁻¹ (95/1/EC)	10.5 Nm/8,500min ⁻¹ (95/1/EC)	10 Nm/7,000min ⁻¹ (95/1/EC)	9.8 Nm/7,000min ⁻¹ (95/1/EC)	10 Nm/6,000min ⁻¹ (95/1/EC)	
Ignition	Capacitor Discharge (CD) (DC CDI)	Dual digital transistorised with electronic advance	Digital transistorised with electronic advance (CDI)	Capacitor Discharge (CD)	Dual digital transistorised with electronic advance	
Starter	Electric	Electric	Electric	Electric	Electric/Neutral Kick	
Transmission	6-speed	5-speed	5-speed	5-speed constant mesh	4-speed; rotary	
Final Drive	O-ring sealed chain	O-ring sealed chain	Roller chain	Roller chain	Enclosed roller chain	
Dimensions (LxWxH)	1,920 x 675 x 1,070 mm	2,150 x 850 x 1,250 mm	2,105 x 815 x 1,130 mm	2,035 x 740 x 1,060 mm	1,895 x 725 x 1,080 mm	
Wheelbase	1,295 mm	1,450 mm	1,355 mm	1,295 mm	1,245 mm	
Seat Height	776 mm	802 mm	825 mm	780 mm	768 mm	
Ground Clearance	172 mm	190 mm	243 mm	175 mm	145 mm	
Fuel Tank Capacity	10 litres	17.7 litres (including 2.7 litre reserve)	12 litres (including 4.1 litre reserve)	13.5 litres (including 2.3 litre reserve)	14 litres (including 2.1 litre reserve)	
Wheels	Front 17M/C x MT1.85 Rear U-section 6-spoke cast aluminium 17M/C x MT2.15	18M/C x MT2.15 Hollow-section triple-spoke cast aluminium 17M/C x MT2.75	19M/C x MT1.85 Steel rim, wire spoke 17M/C x MT2.15	Front 18 x MT1.60 Rear Steel rim/wire spoke 18 x MT1.85	17M/C x MT2.15 Steel rim/wire spoke 15M/C x MT2.75	17 x 1.40 Steel rim/wire spoke 17 x 1.60
Tires	Front U-section 6-spoke cast aluminium 80/90-17M/C 44P Rear 100/60-17M/C 52P	Hollow-section triple-spoke cast aluminium 100/90-18M/C 58P 130/80-17M/C 65P	Steel rim, wire spoke 90/90-19M/C 52P 110/90-17M/C 60P	Front 2.75-18 42P Rear 90/90-18M/C 57P	100/90-17M/C 55P 130/90-15M/C 66P	70/100-17M/C 40P 80/90-17M/C 50P
Suspension	Front 31 mm telescopic fork, 109 mm axle travel Rear Monoshock damper, 120 mm axle travel	Front 31 mm telescopic fork, 132 mm axle travel Rear Monoshock swingarm with adjustable spring preload, 150 mm axle travel	Front 31 mm telescopic fork, 162.4 mm axle travel Rear Monoshock damper, 150 mm axle travel	Front Dual dampers with 5-step adjustable spring preload, 80 mm axle travel Rear 240 mm hydraulic disc with single-piston calliper and sintered metal pads	Front 35 mm telescopic fork, 110 mm axle travel Rear Dual dampers with adjustable spring preload, 81 mm axle travel	Front 26 mm telescopic fork, 80.5 mm axle travel Rear Dual damper unit swingarm, 81.6 mm axle travel
Brakes	Front 276 x 4 mm hydraulic disc with dual-piston calliper and sintered metal pads Rear 220 x 4 mm hydraulic disc with single-piston calliper and sintered metal pads	Front 276 x 4 mm hydraulic disc with dual-piston calliper and sintered metal pads Rear 220 x 4 mm hydraulic disc with single-piston calliper and sintered metal pads	Front 240 mm hydraulic disc with dual-piston calliper and resin mould pads Rear 110 mm leading/trailing drum	Front 240 mm hydraulic disc with single-piston calliper and sintered metal pads Rear 130 mm leading/trailing drum	Front 240 x 4 mm hydraulic disc with single-piston calliper Rear 130 mm leading/trailing drum expanding shoe	Front 220 mm hydraulic disc with dual-piston calliper Rear 110 mm leading/trailing drum
Dry Weight	116 kg	151 kg	120 kg	114 kg	99 kg	

Honda machines sold in your area are those most suited to local conditions. Specifications, appearance and availability may differ depending on markets, and are subject to change without notice. For details, please consult your nearest Honda dealer.



RISE SAFELY – Read the owners' manual thoroughly. Always wear a helmet and protective clothing. Get to know your machine and its capabilities. Observe other road users' movements. Obey the laws of the road and respect the environment.

PLEASE NOTE – Photographic images of certain models in this catalogue may be shown with optional Honda Genuine Accessories. Please check with your dealer for details.



Working in partnership with



These specification details do not apply to any particular product which is supplied or offered for sale. Manufacturers reserve the right to vary their specifications, including colours, with or without notice and at such times in such manner as they think fit. Major as well as minor changes may be involved. Every effort, however, is made to ensure the accuracy of the particulars contained in this brochure. Consult the dealer with whom your order is placed for details of the specifications of any particular product. This publication shall not constitute in any circumstances whatsoever an offer by the Company to any person. All sales are made by the Distributor or Dealer concerned subject to and with the benefit of the standard Conditions of Sale and Warranty given by the Distributor or Dealer, copies of which may be obtained from him on request. This publicity material applies to the UK only Trade Descriptions Act (1968). Whilst efforts are made to ensure specification accuracy, brochures are prepared and printed several months in advance of distribution and consequently cannot always immediately reflect either changes in specification or in some isolated cases the provision of a particular feature. Customers are always advised to discuss specification details with the supplying Dealer especially if your selection is dependent upon one of the features advertised.

Honda (UK) - Motorcycles

470 London Road, Slough, Berkshire, SL3 8QY
Honda Contact Centre - Telephone: 0845 200 8000
www.honda.co.uk



Printed on Recycled Paper

