

HONDA SCOOTERS

WIDE WORLD OF ENJOYMENT

HONDA



The pleasures of riding – on your own or with a friend – are like nothing else imaginable. Honda's wide line-up of scooters brings that fulfilling enjoyment closer to home than any other form of transportation. Combining advanced technology, easy operation, exceptional comfort, rugged durability and low running costs, each and every Honda Scooter you see on these pages offers a uniquely exciting way to get out on the road and enjoy a wide world of exhilarating freedom. When the road beckons and you've got places to see and people to meet, there's no better way to get there than aboard a Honda scooter.



SILVER WING ABS



LUXURIOUS RIDING ENJOYMENT



The fabulous Silver Wing combines breathtaking performance, strong acceleration and smoothly assured handling in a luxurious full-sized scooter that offers roomy riding comfort for two. Hard to imagine all this packed into a single scooter, but the remarkable Silver Wing gives you long-distance comfort, convenience and more for all your riding needs. The Silver Wing's powerful 600cc twin-cylinder engine and well-balanced

chassis and suspension are built to carry you, a passenger and a big load of cargo (under its capacious seat or in an optional top box) with effortless speed, agility and style.

The Silver Wing ABS also offers the extra confidence and control of Antilock Brakes to complement its responsive standard-equipped Combined Brake System, for luxurious riding enjoyment without peer.




Pantheon 125

THE HIGH-STYLED COMMUTER

Turning heads as quickly as it turns corners, the cosmopolitan Pantheon balances form and function for a riding experience that is second to none. Smooth, quiet and easy handling, the Pantheon's advanced fuel-injected 4-stroke engine delivers strong performance and ultra-low

exhaust emissions. Its light yet solid feel and responsive Combined Brake System ensure precise control wherever you ride. The Pantheon 125 for a look and feel of quality that is more than skin deep.





SH

TOMORROW'S COMMUTER TODAY

The new electronically fuel-injected SH-25i meets the future head-on with the lowest emissions ever in a scooter - or any other motor vehicle. Its new PGM-FI system also delivers top performance and low fuel consumption for remarkable reliability and low running costs. Styled on a pair of big 16" wheels.

with a comfortable seat and spacious legroom, the new SH makes riding and commuting a day-in and day-out pleasure. For a delicious taste of what the future of personal transportation holds, look no further than the SH125i.



Dylan 125

STYLED FOR THE CITY



The distinctive Dylan's sharp and angular form sets it apart from everything else on the road. Power comes on strong from a smoothly responsive liquid-cooled 4-stroke engine, while its light handling breezes through city traffic with ease. Combined braking control is also smooth and confident. And if your carrying needs are large, so is the compartment under its spacious and comfortable seat. Urban transport has never been so much fun, or so stylish.



Smoothly responsive combined disc brake system operates front and rear brakes together for confidently balanced control.

Spacious under-seat carrying space provides ample room for a helmet.

ABS




LEAD

ELEGANT SIMPLICITY



With such sleekly curvaceous styling, is it any wonder that the Lead makes friends just as fast as it moves. Its larger proportions and smoothly damped suspension ensure a comfortable ride for one, and especially two, and its low seat gives beginners and experts alike an easy reach to the ground for complete confidence. Other features like its under-seat compartment, reliable operation and low running costs just add to its simple elegance and your complete satisfaction.



Sharp and attractive recessed instrument panel offers easy view of speedometer, indicators and convenient fuel gauge.

Large, flush-surface integrated headlight and sharply angled indicators grab attention any time and anywhere.




Innova 125

FOLLOW THE SUN



The lithe and lively Innova is made for bright days ahead. Wherever your travels lead you, its sleek, modern styling, big wheels and light handling assure long days of outdoor fun. A treat for one and even more fun for two, the Innova skips through city traffic or down to the beach with equal ease. Its quick, powerful 125cc 4-stroke 4-speed engine and responsive front disc brake combine to give you exciting performance, while its long-travel suspension systems ensure an always comfortable ride.



The Innova's elegantly designed instrument panel features a large speedometer and LED gear indicators.

Compact and lightweight dual-piston calliper front disc brake provides quick and confident braking control.

A spacious and secure under-seat carrying space carries a jet-type helmet or even a bit of light shopping with assured ease.



EXTEND YOUR RIDING PLEASURE

Options
GENUINE HONDA ACCESSORIES

At Honda we have an obsession to not only design and build a range of high performance scooters to suit an individual's style and requirements, but to ensure all those who choose to ride a Honda scooter get full enjoyment of their machine and their two wheels experience.

To enhance even further your Honda scooter's appeal there is a range of Genuine Honda Accessories available to ensure your scooter suits your style and every need.

For ease of reference each model section features a visual sample of Genuine Honda Accessories supported by a full listing of accessories available – featuring product name, recommended fitting time and RRP.

Silver Wing

Genuine Accessories Available	Fitting Time	RRP
Top Box 45L (MCW) (must be combined with Top Box Sub Carrier: £40.00) Complete RRP £240.00	0.1 hrs	£200.00
Top Box 45L (MY5) (must be combined with Top Box Carrier: £15.00 & Sub Carrier: £40.00) Complete RRP £140.00	0.1 hrs	£85.00
Top Box Inner Bag - Deluxe Finish	0.1 hrs	£40.00
Top Box Inner Bag - Standard Finish	0.1 hrs	£35.00
Top Box Colour Panel Set (MY5)	0.1 hrs	£15.00
Top Box Pad (MY5)	0.2 hrs	£20.00
Top Box Mat Set (MY5)	0.1 hrs	£30.00
Lower Pillion Backrest Pad	0.2 hrs	£20.00
Grip Heater Kit	1.8 hrs	£165.00
RDS Radio	3.3 hrs	£500.00
Headset Kit (set for one helmet)	0.1 hrs	£200.00
Tail Windscreen	1.0 hrs	£225.00
Leg Deflector Set	0.5 hrs	£75.00
U-lock - 120/340	-	£70.00
Protective Film	-	£15.00
Cargo Net	-	£15.00
Outdoor Body Cover	-	£80.00



Top Box 45L (MY5)



Top Box Inner Bag



RDS Radio



Headset Kit



Cargo Net

SH125i

Genuine Accessories Available	Fitting Time	RRP
Top Box 45L (MCW) (must be combined with Top Box Sub Carrier: £65.00) Complete RRP £265.00	0.1 hrs	£200.00
Top Box Pad	0.1 hrs	*£25.00
Top Box Mat Set	0.1 hrs	*£10.00
Top Box Inner Bag 45L - Standard Finish	-	£35.00
Top Box Inner Bag 45L - Deluxe Finish	-	£40.00
Top Box Inner Bag 35L	0.1 hrs	£35.00
Windshield	0.7 hrs	*£75.00
Cargo Net	-	£15.00
U-lock - 105/245	-	£70.00
Protective Film	-	£15.00
Outdoor Body Cover	-	£50.00

*Estimated RRP



Top Box 45L



Top Box Pad



Top Box Inner Bag 45L



Windshield



Cargo Net

Pantheon 125

Genuine Accessories Available	Fitting Time	RRP
Top Box 45L (MCW) (must be combined with Top Box Sub Carrier: £40.00) Complete RRP £240.00	0.1 hrs	£200.00
Top Box 45L (MY5) (must be combined with Top Box Carrier: £15.00 & Sub Carrier: £40.00) Complete RRP £140.00	0.1 hrs	£85.00
Top Box Inner Bag - Deluxe Finish	0.1 hrs	£40.00
Top Box Inner Bag - Standard Finish	0.1 hrs	£35.00
Top Box Mat Set (MY5)	0.1 hrs	£30.00
Top Box Colour Panel Set (MY5) - Primer Coated	0.1 hrs	£15.00
Top Box Colour Panel Set (MY5) - Force Silver Metallic	0.1 hrs	£35.00
Top Box Pad (MY5)	0.2 hrs	£20.00
Lower Pillion Backrest Pad	0.2 hrs	£20.00
Tail Windscreen	0.8 hrs	£140.00
Leg Deflector Kit	0.4 hrs	£85.00
U-lock - 120/340	-	£70.00
Protective Film	-	£15.00
Outdoor Body Cover	-	£50.00



Top Box Mat Set



Lower Pillion Backrest Pad



Tail Windscreen



Leg Deflector Kit



U-lock

Dylan 125

Genuine Accessories Available	Fitting Time	RRP
Top Box 35L - Black unpainted (must be combined with Rear Sub Carrier: £75.00) Complete RRP £140.00	0.1 hrs	£65.00
Top Box 35L - Colour-coded (must be combined with Rear Sub Carrier: £75.00) Complete RRP £165.00	0.1 hrs	£90.00
Top Box Pad 35L	0.2 hrs	£20.00
Top Box Inner Bag 35L	0.1 hrs	£35.00
Windshield	0.7 hrs	£100.00
Side Stand	0.6 hrs	£50.00
U-lock - 120/340	-	£70.00
Protective Film	-	£15.00
Outdoor Body Cover	-	£50.00



Top Box 35L



Top Box Inner Bag 35L



Top Box Pad 35L



Windshield



Side Stand

All available accessory options are carefully designed and stringently tested to match the same quality standards as your Honda motorcycle, and since they are Honda approved you'll know they are just as tough and as well made as your motorcycle. For further details on any Genuine Honda Accessories please contact your local Honda Dealership, or alternatively visit: www.honda-access.com



GENUINE HONDA ACCESSORIES

Please Note - All prices quoted are correct at time of printing and are subject to change without prior notice.

Options
GENUINE HONDA ACCESSORIES

Specifications Scooters

Silver Wing ABS Pantheon 125 SH125i

Dylan 125

Lead

Innova 125

Engine	Liquid-cooled 4-stroke 8-valve DOHC parallel twin	Liquid-cooled 4-stroke SOHC single	Liquid-cooled 4-stroke SOHC single	Liquid-cooled 4-stroke SOHC single
Bore x Stroke	72 x 71.5 mm	52.4 x 57.8 mm	52.4 x 57.8 mm	52.4 x 57.8 mm
Displacement	582 cm ³	126 cm ³	125 cm ³	102.1 cm ³
Compression Ratio	10.2 : 1	11 : 1	11 : 1	9.3 : 1
Carburation	PGM-FI electronic fuel injection	PGM-FI electronic fuel injection	PGM-FI electronic carburettor	18 mm JFB-type carburetor
Max. Power Output	37 kW/50.000min ⁻¹ (65/1EQ)	9.5 kW/9,000min ⁻¹ (95/1EQ)	10.1 kW/9,000min ⁻¹ (95/1EQ)	6.65 kW/7,500min ⁻¹ (95/1EQ)
Max. Torque	54 Nm/5,000min ⁻¹ (65/1EQ)	11.7 Nm/6,500min ⁻¹ (95/1EQ)	11.3 Nm/7,250min ⁻¹ (95/1EQ)	10 Nm/5,000min ⁻¹ (95/1EQ)
Ignition System	Computer-controlled digital transistorised with electronic advance	Digital transistorised with electronic advance	Digital transistorised with electronic advance	Capacitor discharge (CD) with electronic advance
Starter	Electric	Electric	Electric	Electric/Ventral Kick
Transmission Type	V-Matic	V-Matic	V-Matic	V-Matic
Final Drive	V-belt	V-belt	V-belt	V-belt
Dimensions (LxWxH)	2,279 x 779 x 1,428 mm	2,020 x 700 x 1,140 mm	1,949 x 698 x 1,142 mm	1,885 x 725 x 1,080 mm
Wheelbase	1,599 mm	1,480 mm	1,335 mm	1,245 mm
Seat Height	795 mm	770 mm	795 mm	768 mm
Ground Clearance	137 mm	130 mm	137 mm	150 mm
Fuel Tank Capacity	16 litres (including 3.5-litre reserve)	9.4 litres	7.5 litres	145 mm
WHEELS				3.7 litres
Type	14M/C x MT2.75 U-section triple spoke cast aluminium	13M/C x MT2.75 Triple-spoke cast aluminium	U-section 5-spoke cast aluminium	10 x 2.15 ComCast Steel
Front	2,279 x 779 x 1,428 mm	2,020 x 700 x 1,140 mm	U-section 5-spoke cast aluminium	17 x 1.40 Steel rim/wire spoke
Rear	1,599 mm	1,480 mm	U-section 5-spoke cast aluminium	17 x 1.60 Steel rim/wire spoke
TYRE				
Size	120/80-14M/C 8AS	110/90-13M/C 58L	100/80-16.50P	70/100-17M/C 40P
Front	120/80-14M/C 8AS	130/70-12M/C 62L	120/80-16.50P	80/90-17M/C 50P
Rear	150/70-13M/C 6AS			
SUSPENSION				
Type	41 mm telescopic fork, 106 mm axle travel	33 mm telescopic fork, 85.7 mm axle travel	33 mm telescopic fork, 90 mm axle travel	26 mm telescopic fork, 80.5 mm axle travel
Front	41 mm telescopic fork, 106 mm axle travel	33 mm telescopic fork, 85.7 mm axle travel	33 mm telescopic fork, 90 mm axle travel	26 mm telescopic fork, 80.5 mm axle travel
Rear	Dual conventional dampers with 5-step spring preload adjustment, 115 mm axle travel	Dual-damper unit swingarm, 98.1 mm axle travel	Dual-damper unit swingarm, 82 mm axle travel	Dual-damper unit swingarm, 81.6 mm axle travel
BRAKES				
Type	256 x 5 mm single disc with Combined 3-piston calliper, drilled rotor and sintered metal pads	240 x 4 mm hydraulic disc with Combined 3-piston calliper, drilled rotor and sintered metal pads	220 x 4 mm hydraulic disc with dual-piston calliper, drilled rotor and sintered metal pads	220 mm hydraulic disc with dual-piston calliper
Front	256 x 5 mm single disc with Combined 3-piston calliper, drilled rotor and sintered metal pads	240 x 4 mm hydraulic disc with Combined 3-piston calliper, drilled rotor and sintered metal pads	220 x 4 mm hydraulic disc with dual-piston calliper and resin mould pads and Combined Brake System	220 mm hydraulic disc with dual-piston calliper
Rear	240 x 6 mm hydraulic disc with dual-piston calliper, and sintered metal pads	single-piston calliper and resin mould pads and Combined Brake System	130 mm leading/trailing drum	110 mm leading/trailing drum
Dry Weight	225 kg	142 kg	120 kg	99 kg

HISS

Honda Ignition Security System: Only allows the bike to be started by its original owner's keys to effectively protect against theft.

PGM-FI

Programmed Fuel Injection: A computerised system maintains strong power and responsive performance in all conditions.

CBS

Combined Brake System: Accurate, balanced braking performance for a more confident and comfortable riding experience.

ABS

Anti-lock Brake System: Smoothly controls tyre slip when braking over variable road conditions.



Digital Silver Metallic



Pearl Great Blue



Force Silver Metallic



Pearl Montana Blue



Velvet Red Metallic



Quasar Silver Metallic



Pearl Montana Blue



Velvet Red Metallic




Force Silver Metallic




Candy Xanox Blue




Candy Calcutta Red



Force Silver Metallic



Candy Blazing Blue



Candy Blazing Red



Force Silver Metallic



Candy Xanox Blue



Candy Calcutta Red



Force Silver Metallic



Candy Lightning Blue/Seafoam Blue Metallic



Force Silver Metallic



Force Silver Metallic



Millennium Red



Force Silver Metallic





Working in partnership with



These specification details do not apply to any particular product which is supplied or offered for sale. Manufacturers reserve the right to vary their specifications, including colours, with or without notice and at such times in such manner as they think fit. Major as well as minor changes may be involved. Every effort, however, is made to ensure the accuracy of the particulars contained in this brochure. Consult the dealer with whom your order is placed for details of the specifications of any particular product. This publication shall not constitute in any circumstances whatsoever an offer by the Company to any person. All sales are made by the Distributor or Dealer concerned subject to and with the benefit of the standard Conditions of Sale and Warranty given by the Distributor or Dealer, copies of which may be obtained from him on request. This publicity material applies to the UK only Trade Descriptions Act (1968). Whilst efforts are made to ensure specification accuracy, brochures are prepared and printed several months in advance of distribution and consequently cannot always immediately reflect either changes in specification or in some isolated cases the provision of a particular feature. Customers are always advised to discuss specification details with the supplying Dealer especially if your selection is dependent upon one of the features advertised.

Honda (UK) - Motorcycles

470 London Road, Slough, Berkshire, SL3 8QY
Honda Contact Centre - Telephone: 0845 200 8000
www.honda.co.uk



Printed on Recycled Paper