

**HONDA**

The Power of Dreams

# VT750DC Shadow Spirit






## Fix your gaze

**Distinctive custom looks. Dressed with chrome. Eye-catching detail.**

This is a seven-fifty that is as 'wow' to look at, as it is to ride. Sleek and seductive, mean and lean, long and low, with a supremely easy reach to the ground. If you're seeking a great-looking custom cruiser that's also easy to ride, look no further than the VT750DC Shadow Spirit. Perfect for both new and experienced riders alike.






## A breed apart

**Tank-mounted speedometer. Raked-out forks. Wire spoked wheels. 52° V-twin.**

The Shadow Spirit oozes appeal. Striking and seductive. It's the perfect expression of custom. Cool-looking and beautifully finished, beautifully chromed. Chrome, chrome and more chrome. Need we say more? Street cruising or country crossing, this is a custom cruiser out to impress.



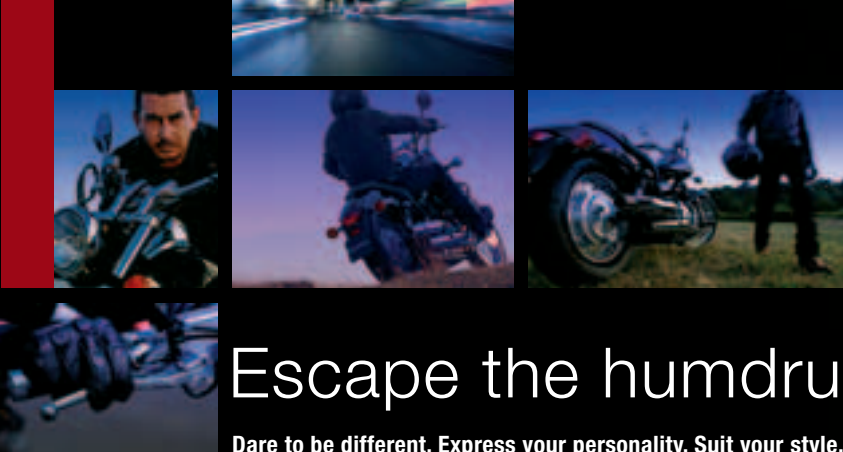


## Care-free cruising

**Early morning weekdays. Late night weekends. The perfect ride.**

There's something very special about the feeling of the open road and heading for the horizon. With its low-slung gunfighter-style seat and its stable 21" front wheel, the riding experience is unbeatable. Enjoy the deeply satisfying seductive rumble of pulsating power, twist the throttle and feel the strong acceleration of the liquid-cooled 750cc V-twin engine. And with a virtually maintenance-free shaft drive you'll spend weekends riding, not tinkering.





## Escape the humdrum

**Dare to be different. Express your personality. Suit your style.**

To make the Shadow Spirit 'your' Shadow Spirit, there's an extensive selection of optional accessories specially designed for the finest fit and finish. And since they're Honda approved, you'll know they're just as tough and well made as the Shadow Spirit itself.



To view the full range of Genuine Honda Accessories for the VT750DC Shadow Spirit visit [www.honda-access.com](http://www.honda-access.com)





### '07 VT750DC Shadow Spirit

**Engine** Liquid-cooled 4-stroke 6-valve SOHC 52° V-twin

**Displacement** 745 cm<sup>3</sup>

**Bore × Stroke** 79 × 76 mm

**Compression Ratio** 9.6 : 1

**Max. Power Output** 33.5 kW/5,500 min<sup>-1</sup> (95/1/EC)

**Max. Torque** 65.1 Nm/3,500 min<sup>-1</sup> (95/1/EC)

**Carburation** PGM-FI electronic fuel injection with automatic choke

**Ignition System** Fully transistorised electronic

**Starter** Electric

**Transmission** 5-speed

**Final Drive** Enclosed shaft

**Dimensions (L×W×H)** 2,424 × 837 × 1,107 mm

**Wheelbase** 1,653 mm

**Seat Height** 652 mm

**Ground Clearance** 132 mm

**Fuel Tank Capacity** 14.6 litres (including 3.6-litre reserve)

**Suspension Front** 41 mm telescopic fork, 115 mm axle travel

**Suspension Rear** Dual conventional dampers with 5-step adjustable spring pre-load, 90 mm axle travel

**Wheels Front** Chromed steel rim/wire spoke

**Wheels Rear** Chromed steel rim/wire spoke

**Tyres Front** 90/90 - 21M/C 54S

**Tyres Rear** 160/80 - 15M/C 74S

**Brakes Front** 296 × 6 mm hydraulic disc with dual-piston calliper and sintered metal pads

**Brakes Rear** 180 mm leading/trailing drum

**Frame** Double-cradle; steel tube

**Caster Angle** 34° 30'

**Trail** 158 mm

**Dry Weight** 230.5 kg



Graphite Black



Candy Glory Red

PGM-FI

EURO-3

HISS

HECS3

Honda machines sold in your area are those most suited to local conditions. Specifications, appearance and availability may differ depending on markets, and are subject to change without notice. For details, please consult your nearest Honda dealer.

# HONDA

The Power of Dreams



The specific details of this brochure do not apply to any particular product supplied or offered for sale. Manufacturers reserve the right to vary specifications, including colours, with or without notice at such times in such manner as deemed appropriate. Major as well as minor changes may be involved. Every effort, however, is made to ensure the accuracy of the particulars contained in this brochure. Consult your dealer for details regarding the specifications of any featured product. This publication shall not constitute - under any circumstances whatsoever - an offer by the Company to any individual. All sales are made by the Distributor or Dealer subject to and with the benefit of the standard Conditions of Sale and Warranty provided by the Distributor or Dealer, copies of which may be obtained upon request. This publicity material conforms to the UK-only Trade Descriptions Act (1968). While efforts are made to ensure specification accuracy, brochures are prepared and printed several months in advance of distribution and consequently cannot always immediately reflect either changes in specification or in some isolated cases the provision of a particular feature. Customers are always advised to discuss specific details with the supplying Dealer, especially if a selection is dependent upon one of the features advertised.

## Honda (UK) - Motorcycles

470 London Road, Slough, Berkshire, SL3 8QY England

Honda Contact Centre - Telephone: 0845 200 8000

[www.honda.co.uk](http://www.honda.co.uk)



 Printed on Recycled Paper



TRAINER AIRBAG ABS/CBS

A division of Honda Motor Europe Ltd. No. 857969 Registered in England and Wales